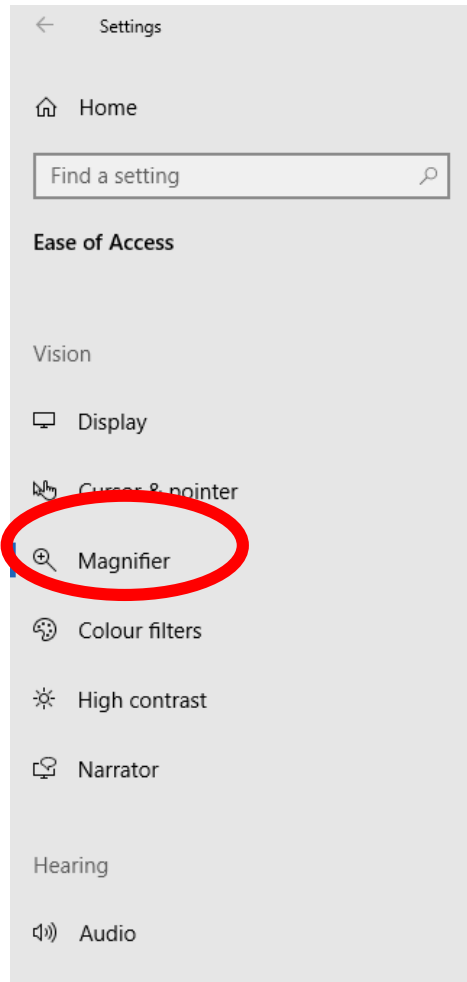


Windows Magnifier Win 10

WIN “+”



Magnifier

Use Magnifier to zoom in on parts of your display. Magnifier can run in full screen, in a separate window or as a lens that follows your mouse pointer around the screen.

Use Magnifier

Turn on Magnifier

☒ On

Press the Windows logo key + Plus (+) to turn on Magnifier.
Press the Windows logo key + Esc to turn off Magnifier.

[Make everything on my computer bigger](#)

Change the zoom level

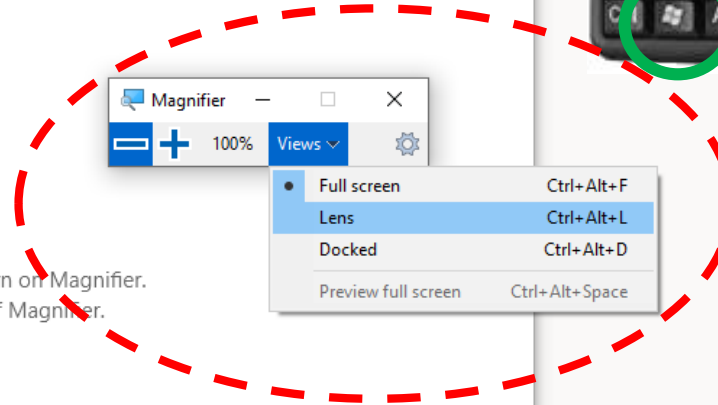
- 100% +

Change the zoom increments

100% (default) ▾

Press the Windows logo key + Plus (+) or Minus (-) to zoom in or out.

Or, press and hold Ctrl + Alt and rotate the wheel on your mouse to zoom in or out.



WIN “ESC”

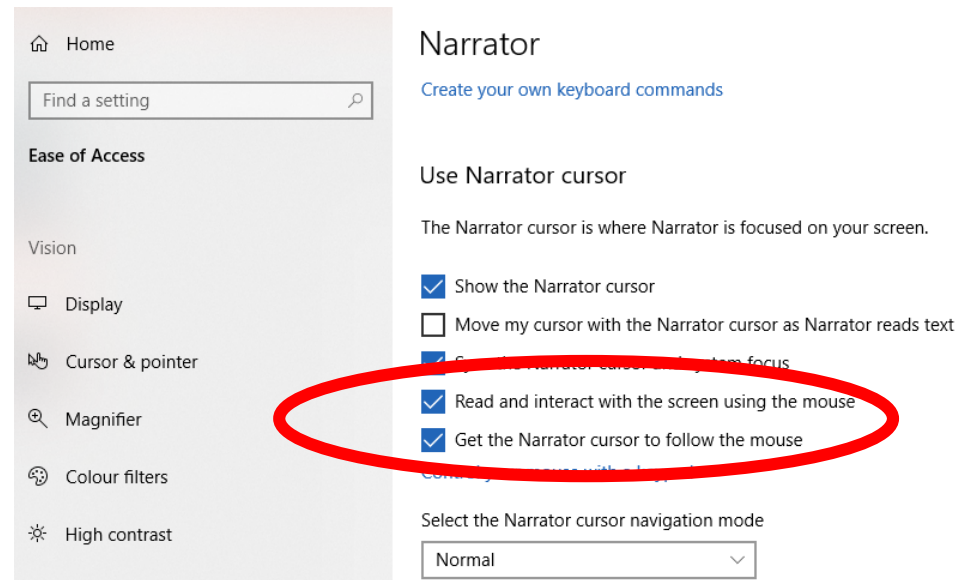
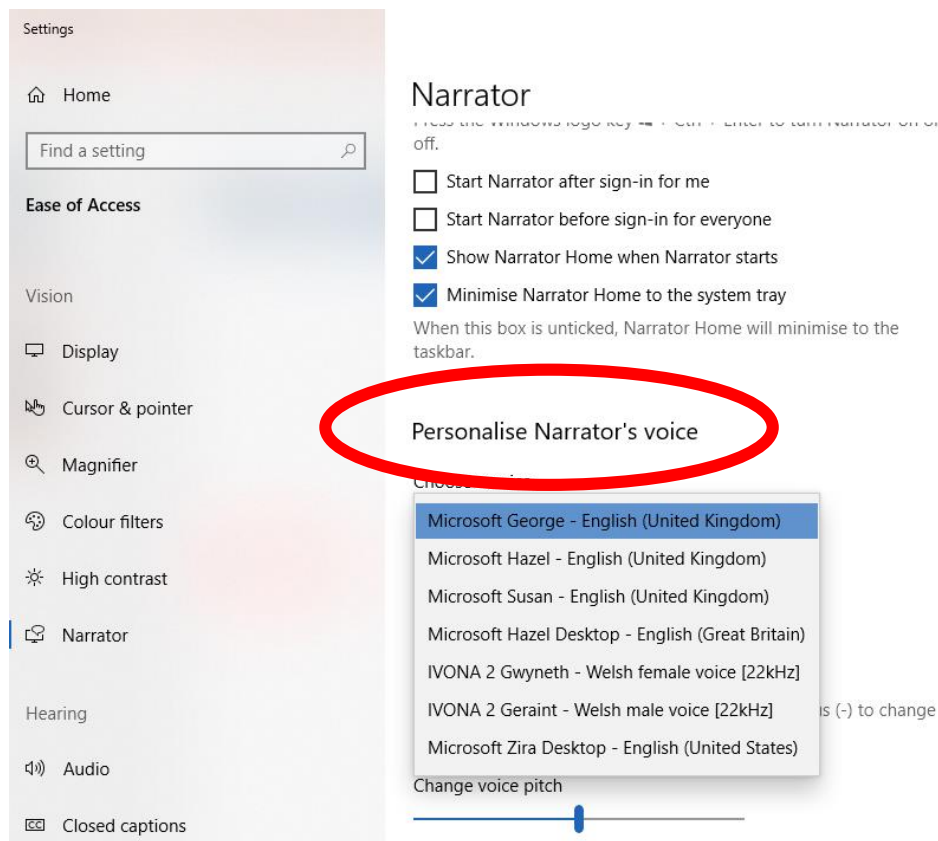


Ar ipad

1.Ewch i Settings > Accessibility.

2.Tapiwch ar “Magnifier”, troi fe arno neu bant.

Windows Narrator Win 10



Hefyd, gludwch (Copy a paste) eich ysgrifen i
<https://ttsmp3.com/text-to-speech/Welsh/>
er mwyn clywed llais cymraeg yn ei ddarllen allan

CTRL WIN ENTER